

St Bernadette Catholic Primary School



Prayer and Worship Policy

Version	V 1.1
Based on Model Policy:	N/A
Name/Title of responsible committee/individual:	Curriculum
Date issued:	October 2021
Review frequency:	2 years
Target audience:	Curriculum

Our Mission Statement, ***“learning to grow in knowledge, faith and love through friendship with Jesus and Mary”***, underpins all that we do at St Bernadette Catholic Primary School.

The Governing Body shall conduct the School with a view to promoting high standards of educational achievement.

St Bernadette Catholic Primary School is committed to eliminating discrimination, advancing equality of opportunity and fostering good relations between different groups. These factors were considered in the formation and review of this policy and will be adhered to in its implementation and application across the whole school community.

The School will promote the Gospel values together with the values of democracy, the rule of law, individual liberty and mutual respect and tolerance of those with different faiths and beliefs. Staff and governors will actively challenge pupils, colleagues or parents expressing opinions contrary to fundamental British Values, including ‘extremist’ views.

Version	Date	Notes
V1.0	September 2019	
V1.1	October 2021	

Mission Statement

Our mission is:

Learning to grow in knowledge, faith and love
Through friendship with Jesus and Mary

Our vision is to inspire our children:

- To become children of knowledge, faith, hope and love
- To become confident, independent learners for life
- To keep safe, be strong and make a positive contribution to society

Statement of intent:

Collective Worship at St Bernadette Catholic Primary School provides opportunities for all staff and children to come together to worship God. Whilst respecting diversity of belief and commitment, it will be Catholic in character, reflecting the liturgical tradition of the Church and having Christ at its centre.

It will take into account the religious and educational needs of all who share in it:

- Those who form part of the worshipping community in Church
- Those for whom school may be their first and only experience of Church
- Those from other Christian traditions
- Those from other faith backgrounds.

It will be an educational activity or experience.

- To which all can contribute
- From which all can gain.

Aims

Through our worshipping together we aim to:

- Enable and encourage a sense of belonging to a community with a common ethos
- and shared values of 'Love, Learn, Believe'
- Respond to and celebrate life by taking time out to 'wonder at'
- Contemplate something of the mystery of God
- Enrich the religious experience of all members of the school community
- Reflect on spiritual and moral issues
- Build a firm foundation for liturgy.

Who?

- The governing body are responsible for ensuring that the school has a current Collective Worship policy
- The Headteacher is responsible for ensuring that Collective worship is provided for each child each day

- Class teachers are responsible for planning and enabling Collective Worship to take place daily
- Children will have the opportunity to take an active part in a weekly Collective Worship.

Where?

Collective worship can take place:

- Within the classroom
- In the school hall
- Prayer Garden
- Outside areas belonging to the school

“As a rule all acts of Collective Worship should take place on the school premises. However, the governing bodies of grant maintained, aided and special agreement schools have discretion to organise Collective Worship elsewhere on special occasions.”

(Education Reform Act 1988)

When?

It is a legal requirement that every child must have an opportunity to take part in Collective Worship every day. To ensure that Collective Worship is a meaningful and prayerful opportunity for all participants it needs to occur at the most appropriate time for the class/ key stage / school. Class teachers are encouraged to look at their weekly curriculum and place Collective Worship at a time which enables the children to have a quality experience.

How?

Leader: it can be led by:

- Headteacher/RE Coordinator, Deputy head, Father Brian/Father Dominic
- Class teacher
- Children
- Visitors

In order to provide children with quality experiences of Collective Worship, teachers at St Bernadette Catholic Primary School will:

- Ensure that the theme, focus, delivery, length and resources are appropriate to
- the interests, age range, backgrounds and abilities of learners (time: approximately one minute for each year of a child’s life)
- Set an appropriate atmosphere with a sense of order and occasion, including entry
- and exit (use of music / lighting)
- Provide a focus using artefacts, candles, symbols etc

- Respect the freedom of learners and staff in the invitation to prayer and worship
- Ensure the possibility of conscious, active participation of all present
- Teachers will use a variety of building blocks
- Short address/personal experience
- Readings: Scripture / poetry / story
- Drama / dance / song / role play
- Artefacts / posters / natural materials
- Time for reflection / silence
- Prayer: informal / formal (Psalms / children's own prayers etc)
- Responses (e.g. saying / singing)

Planning and Recording

Planning will be done with reference to:

- Margaret Carswell
- the Church's seasons,
- significant dates,
- The whole curriculum
- Local, national, world events
- Gospel

What to include on planning sheet for Collective Worship.

When Teachers plan Collective Worship...

Preparation: When, where, who, what? What resources will I need? Create focus.

Gathering (including the Sign of the Cross): How will we begin / enter – to music? Create an atmosphere of prayer. Use a 'gathering chant', come in procession. Sit in a prayer circle, make the sign of the cross, children to introduce the theme/topic.

See: Song lyrics, Prayer Focus/Alter, Bible (Scripture), Drama, PowerPoint, Icon/Object, Quote, Pictures, Gospel, Procession, Liturgical Dance, Video, Liturgical colours, Artwork, Candle, Crucifix

Hear: Reading from scriptures (stories if in EYFS), psalms, explanations, poems, music, words of wisdom etc. Use power point. Pause at times for quiet contemplation. Dramatise the readings – Show video clips, go outside and listen to nature and God talking to us- use the prayer garden for this.

Think: What do pupils will do. Quiet reflection, formal / informal prayer / respond to bidding prayers, meditation, links with scripture/school events and themes, links with current media, ideas for carrying out their mission etc.

To do: What will I do to help the children take the message away with them – prayer card, picture, common prayer, song/hymn, Gospel Acclamation, follow up activity – quiz, game, movement.

When children plan Collective Worship:

Children to use the correct planning sheet depending on what their prayer is (planning sheets for asking praying, thank you prayer, intercession prayer, penitential act, sorry prayer)

See:

- What music might you play?
- How will you arrange the children?
- Will you light the candle(s)?
- Can you find an appropriate picture / poster / artefact? – explain it.

Hear:

- Who will read?
- What will you read? (Scripture / Prayer / Psalm / Poem / Story / Hymn)
- Will you act out the reading? Or use a Power Point presentation?

Think:

- How will you help your friends to reflect on what they have read?
- Will you say prayers that need a response?
- Who will lead the prayers?

Do:





- What do you want your friends to take away from this Act of Worship to remember its message.

Collective Worship will be recorded through:

- Planning sheets – including prayer planning sheets
- Collections of learner's contributions/prayers, reflections
- Photographs / display
- Children's work





KS1 PLANNING

<p>Liturgy</p> <p>Our Bible story this week is:</p>

<p>See</p> 	<p>Hear</p> 
<p>Think</p> 	<p>Do</p> 





KS2 PLANNING

Liturgy

Theme:	 Gather: (Including Sign of the Cross)
Date:	 The Word: (scripture reference)
Group:	 Response:
Things we need:	 Mission:
To do:	Finish with Sign of the Cross

See:	Think:
Hear:	Do:



 <p> Song lyrics Prayer Focus/Alter Bible (Scripture) Drama PowerPoint Icon/Object Quote Pictures Gospel Procession Liturgical Dance Video Liturgical colours Artwork Candle Crucifix Action </p>	 <p> Scripture Music Explanations (Theme/Scripture/Prayer/Focus/Drama) Words of Wisdom/Quotes Story Silence </p>
 <p> Reflection Time Questions Prayers – Sorry/asking/thank you How they can carry out the mission Links with Saints/Iconic people Meditation Links with other Scripture Links with school themes/events Links with current issues in the media </p>	 <p> Sing a hymn or song Actions to a song Gospel Acclamation Write things down individually Write things down as a group Actions (sign of the cross/sign of peace/washing hands/Mexican wave) Changing the way we sit (bowing heads/closing our eyes/joining our hands) Follow up activity Movement Quiz Game </p>



Monitoring, Evaluation and Review

We will review this policy every 2 years with reference to the variety of experiences offered to our children. We will assess its implementation and effectiveness. This policy will be promoted and implemented throughout our school.