

Google Classroom

1. Children log on using the following URL:

[Classroom.google.com](https://classroom.google.com)

2. Children log on using their username and password provided.

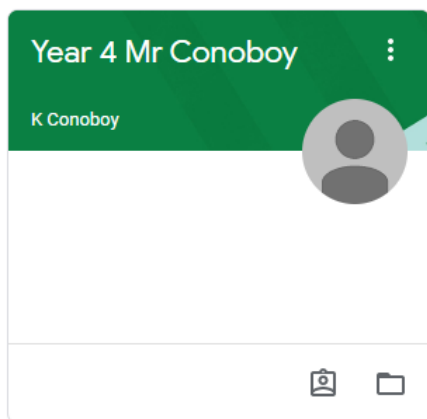
*Please note you may need to sign out of an account if already logged in as a parent.

Example:

Username: 14BobT@stbernadette.herts.sch.uk

Password: Bluedog33 (same password for all usernames)

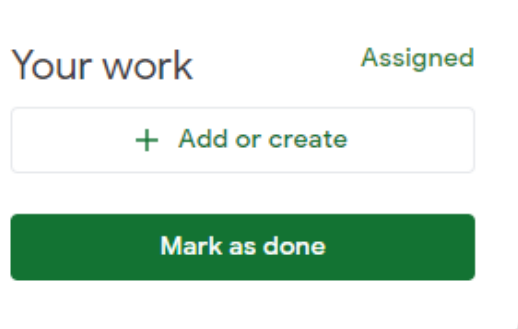
3. Click onto class activity colour – eg. green. This will take you to the Class page and work set by teacher.



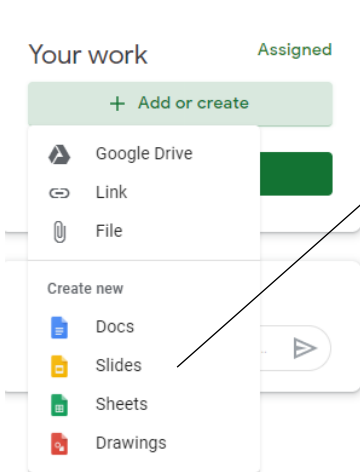
4. Click on the work that is set.

Option 1: Responding to a task on a blank google format (eg. google docs)

Click on + Add or create



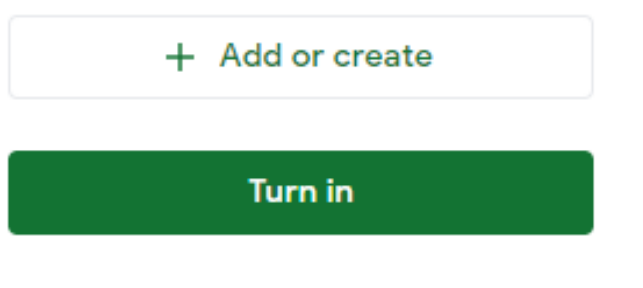
The children then will have the option to use a variety of software to respond to the task.



They then complete their task in the tab and it will automatically save it into their google drive.

Once completed the children can click on the turn in tab.

If the child has saved the work onto their drive they may have to – click on add or create – attach the work from their google drive.



Option 2: Editing an attached document

Click on the task and complete.

The task will appear above the turn in box.

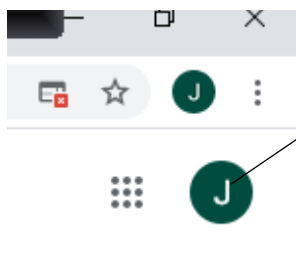
5. Click turn in to send it to your teacher.

If the child wanted to add something to their work or edit it after this point they can click on submit and make the changes they wish.

Please note children must log out after completing a task.

They can do this by clicking on their letter icon in the top right.

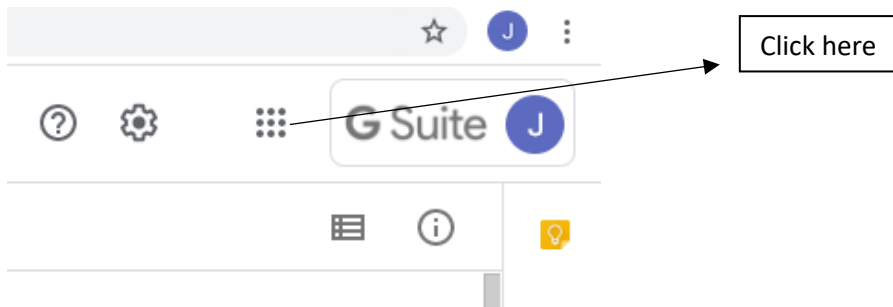
Eg.



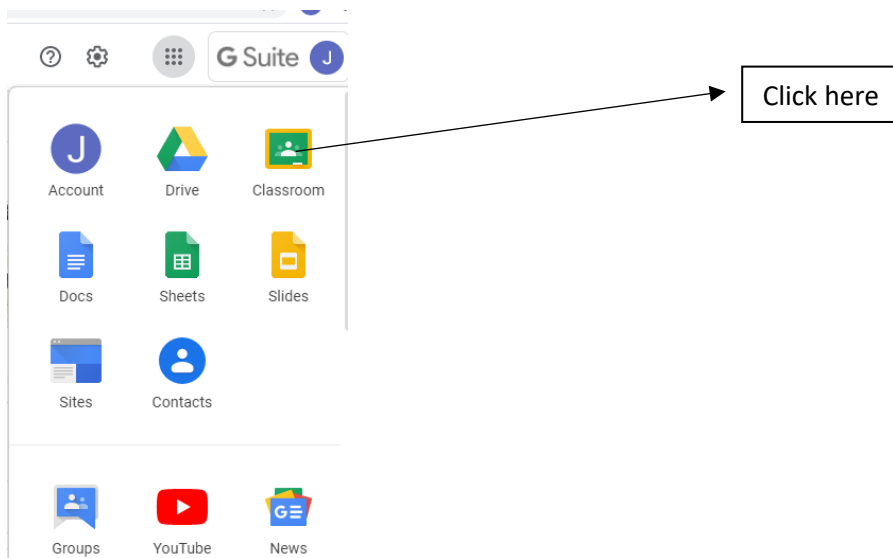
They then click – sign out.

How to find google classroom if you are on google drive?

If the children have logged on to google drive and can't find the classroom they need to click on the 9 dots in the top right hand corner:



The options below will appear and you need to click on google classroom:

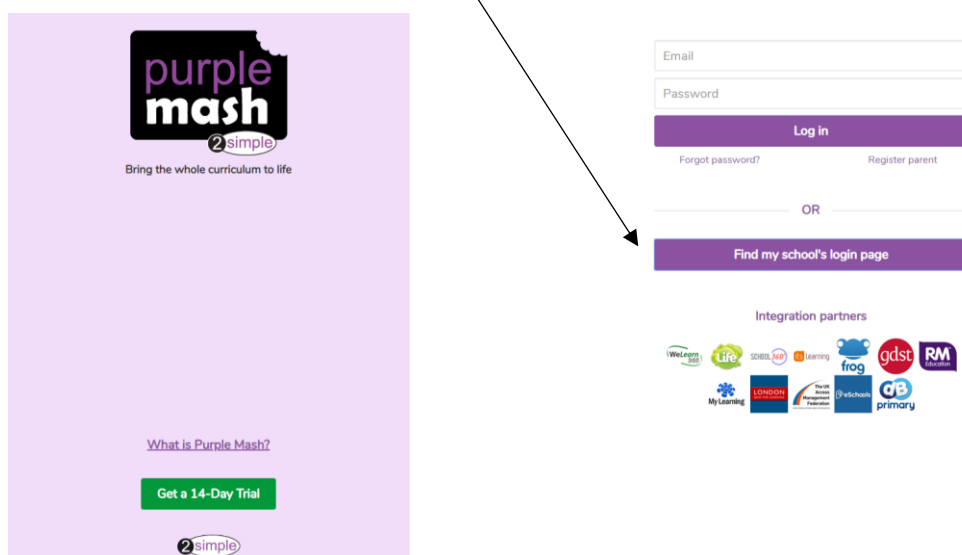


Purple Mash

1. Children log on using the following URL:

<https://www.purplemash.com/>

2. Click on find my school's login page




3. Type in the postcode to find the school:



<input type="text" value="AL2 1nL"/>	
Country <input type="text" value="United Kingdom"/>	Local Authority <input type="text" value="Select local authority"/>
Name Saint Bernadette Catholic Primary School	Postcode AL2 1NL

Click on the school name


4. Click on school portal



Country

United Kingdom  





Local Authority

Select local authority 

Name	Postcode
Saint Bernadette Catholic Pri...	AL2 1NL

Your school logo goes here

Saint Bernadette
Catholic Primary
School
Walsingham
Way
London Colney
St. Albans
AL2 1NL

Total items: 1   1  

Having trouble?

Go to school portal

5. Type in the child's username and password.



Saint Bernadette Catholic Primary School

Log in

[Forgot password?](#) [Having trouble?](#) [Register parent](#)

[Not my school, choose another?](#)



6. Click on 2Dos to see the work set by the teacher:

