

a b c d e a b c

d

# Home Learning Activities

d

c

e

b

a

a

b

e

c

d

d

c

e

b

a

a

b

e

d

c

b

a

e

d

c





# Common Exception Words



Common Exception Words are words that cannot be sounded out using phonics. By the end of Year 2, children are expected to be able to read and spell most of these words confidently.



Start by seeing which words your child is confident at reading and spelling and which they need to practise. Choose no more than 5 words to practise at a time. See the following pages for ideas of how to practise these words.



## Year 1

## Year 2

the	they	one	door	gold	plant	clothes
a	be	once	floor	hold	path	busy
do	he	ask	poor	told	bath	people
to	me	friend	because	every	hour	water
today	she	school	find	great	move	again
of	we	put	kind	break	prove	half
said	no	push	mind	steak	improve	money
says	go	pull	behind	pretty	sure	Mr
are	so	full	child	beautiful	sugar	Mrs
were	by	house	children	after	eye	parents
was	my	our	wild	fast	could	Christmas
is	here		climb	last	should	everybody
his	there		most	past	would	even
has	where		only	father	who	
I	love		both	class	whole	
you	come		old	grass	any	
your	some		cold	pass	many	






# Reading CE Word Activities

## Bingo

Make a bingo board game using the words that your child is learning to read.



## Scavenger Hunt

Have a scavenger hunt to find the words on the list.



## Pancake Flip

Write words on 'pancakes'. Say a word. Child finds word and flips it.




## Word Hunt

Find the word they are learning as many times as they can in leaflets, magazines or newspapers.



## Hopscotch

Read words as they hop.



## Hit the Word

Stick words to a wall. Say a word, they throw ball at word and say it.



## Four in a row

Take turns to read words and put a counter on each one you say. Try and get 4 counters in a row to win – and block your partner!



## Memory Pairs

Make 2 sets of word cards. Place them face down. Take turns to pick two cards and read the words. If they match, you win the pair.



## Zap It!

Children take a stick out of the pot and read the word. If they get a Zap It they lose their sticks!





# Spelling CE Word Activities

When learning a tricky spelling, it's important to identify what the tricky part of the word is. Maybe use a different colour for this part. E.g. **most**




## Speed Write

How many times can you write the word in 1 minute? Can you beat your score?



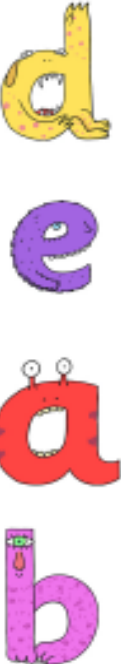
## Sensory Tray

Use salt, sugar, sand. Write the words in the tray.



## Build It

Use magnets or scrabble tiles to build the words.




## Playdough or Lego

Make words from playdough or Lego.



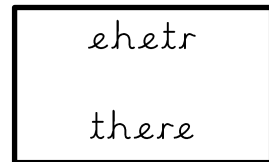
## Box It Up

Draw boxes that make the shape of the word.



## Anagrams

Mix up the letters in a word. Can your child work out which word it makes?



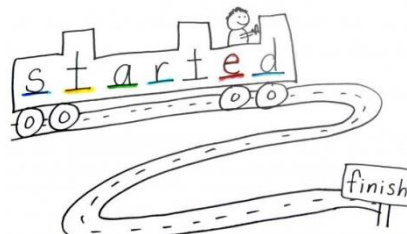
## Rainbow Words

Write the word in different colours.



## Picture It

Think about the meaning of the word. Can you draw a picture to show the meaning and include the word?





# Websites



Interactive Games:

<http://www.ictgames.com/littleBirdSpelling/>



<http://www.ictgames.com/mobilePage/spookySpellings/index.html>

